



# Higher Education Accountability System

Sam Houston State University


Universities Performance

[Main Menu](#)

[>Participation](#) [>Success](#) [>Excellence](#) [>Research](#) [>Institutional Efficiency and Effectiveness](#) [>URRS](#) [>Questions?](#)

**Institution Selection**  
To see information on a particular institution/system, select the institution below, then click on Go.

Sam Houston State University



**PDF Version**  
[This Section](#)  
[Complete Report](#)

## Research - Key Measures

### All Research Expenditures

Research expenditures as reported in the annual research expenditures report.

<a href="#">Out-Of-State Peers</a>	FY 2004	FY 2005	FY 2006	% Change FY 2004 to FY 2006	Institutional Closing the Gaps Target-Fall 2010	Closing the Gaps Completion	Group Target FY 2004 to FY 2007
Research expenditures (\$ Million)	\$ 2.858	\$ 3.177	\$ 3.143	10.0%	\$ 5.442	57.8%	+12%

### Federal and Private Research Expenditures per FTE Faculty

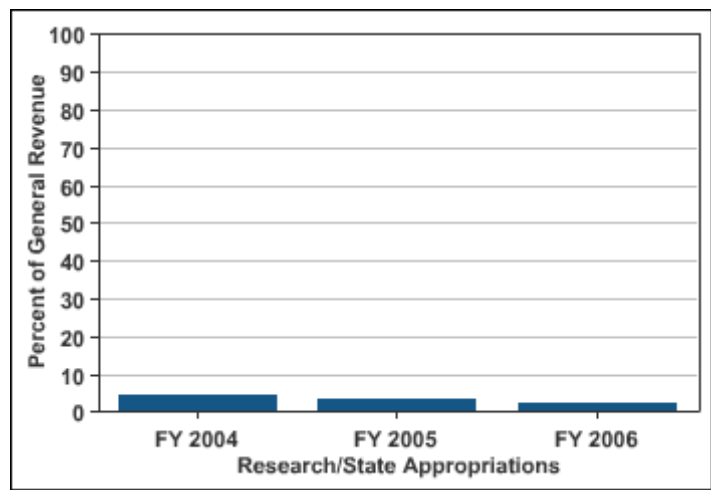
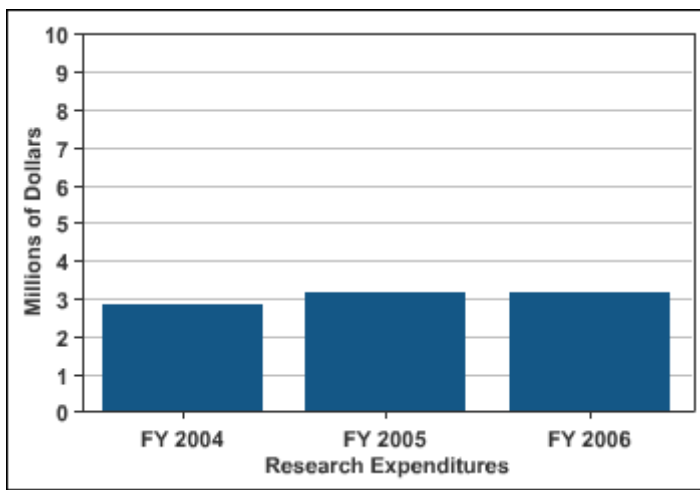
Federal and private research expenditures divided by the number of tenure/tenure-track full-time equivalent faculty.

	FY 2004	FY 2005	FY 2006	% Change FY 2004 to FY 2006	Group Target FY 2004 to FY 2007
Federal and private research expenditures per FTE tenured/tenure-track faculty	\$7,215	\$5,503	\$3,326	- 53.9%	+9%

### Federal and Private Research as a Percent of State Appropriations

Federal and private research expenditures as a percent of state appropriations.

<a href="#">Out-Of-State Peers</a>	FY 2004	FY 2005	FY 2006	Point Change FY 2004 to FY 2006
Federal and private research expenditures as a percent of state appropriations	4.67%	3.55%	2.16%	- 2.5



## Research - Contextual Measures

	FY 2004	FY 2005	FY 2006	% Change FY 2004 to FY 2006
<b>Total Research Expenditures by Source of Funds(\$ Millions)</b>	<b>\$2.858</b>	<b>\$3.177</b>	<b>\$3.143</b>	<b>10.0%</b>
Federal	\$2.176	\$1.155	\$1.118	- 48.6%
State	\$0.299	\$0.436	\$0.746	149.5%
Private	\$0.153	\$0.631	\$0.098	- 35.9%
Institutional	\$0.230	\$0.955	\$1.181	413.5%

	FY 2004	FY 2005	FY 2006	FY 2007	% Change FY 2004 to FY 2007
<b>FTE Tenured/Tenure-Track with extramural grants</b>					
Number					N/A
Percent	%	%	%	%	N/A

## Research - Optional Measures - Institutional Input

Percent of tenure/tenure-track faculty on a research track and considering the dollar amount from external grants.